
















CP7 Energy**CP7a Work and power**

Step	Learning outcome	Had a look	Nearly there	Nailed it!
 5 th	Describe some ways in which the energy of a system can be changed.	<input type="checkbox"/>	<input type="checkbox"/>	<input type="checkbox"/>
 6 th	Measure the work done by a force.	<input type="checkbox"/>	<input type="checkbox"/>	<input type="checkbox"/>
 8 th	Recall and use the equation linking work done, force and distance.	<input type="checkbox"/>	<input type="checkbox"/>	<input type="checkbox"/>
 6 th	Explain what power means.	<input type="checkbox"/>	<input type="checkbox"/>	<input type="checkbox"/>
 8 th	Recall and use the equation linking power, work done and time.	<input type="checkbox"/>	<input type="checkbox"/>	<input type="checkbox"/>

CP8 Forces and their Effects**CP8a Objects affecting each other**

Step	Learning outcome	Had a look	Nearly there	Nailed it!
 5 th	Describe the effect of a gravitational field on objects.	<input type="checkbox"/>	<input type="checkbox"/>	<input type="checkbox"/>
 5 th	Describe the effects of magnetic fields on objects.	<input type="checkbox"/>	<input type="checkbox"/>	<input type="checkbox"/>
 5 th	Describe the forces that can occur when objects are in contact with each other.	<input type="checkbox"/>	<input type="checkbox"/>	<input type="checkbox"/>
 6 th	Describe the effects of electrostatic fields on objects.	<input type="checkbox"/>	<input type="checkbox"/>	<input type="checkbox"/>
 8 th	Describe how pairs of forces occur when objects affect each other.	<input type="checkbox"/>	<input type="checkbox"/>	<input type="checkbox"/>
 8 th	Use examples to explain the difference between vector and scalar quantities.	<input type="checkbox"/>	<input type="checkbox"/>	<input type="checkbox"/>

CP8b Vector diagrams

Step	Learning outcome	Had a look	Nearly there	Nailed it!
 7 th	Describe how to resolve forces.	<input type="checkbox"/>	<input type="checkbox"/>	<input type="checkbox"/>
 8 th	Use scale drawings to work out the net force on an object.	<input type="checkbox"/>	<input type="checkbox"/>	<input type="checkbox"/>
 8 th	Draw free body diagrams to represent the forces on an object.	<input type="checkbox"/>	<input type="checkbox"/>	<input type="checkbox"/>
 9 th	Explain what happens in situations where several forces are acting on an object.	<input type="checkbox"/>	<input type="checkbox"/>	<input type="checkbox"/>