
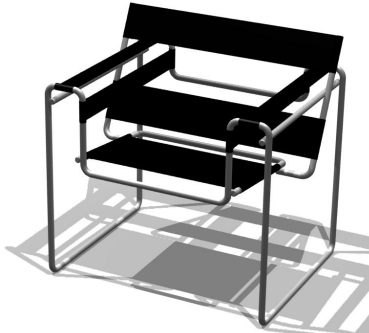



A Level Product Design and Fashion & Textiles





What
Products
excite
you? Why?



Marble Machine

By: Wintergatan



1930s



© 2002 TVHistory.TV (Lansley)

1940s



1950s



1960s



1970s



1980s



1990s



2000s



2010s



What has influenced the changes in Television Product Design?





What has influenced the changes in Fashion Design?



How is Design influenced?

New aesthetic ideas and styles are prompted by social and cultural changes and by new technological advances in machinery and materials.

Economic and political developments influence the aspirations of each new generation and give way to new ways of thinking.


Design movements of the twentieth century were greatly influenced by the two world wars, the changes in attitude to women's role in society and cycles of austerity and prosperity.

Why do we need Products?

What Products do you own that are fun?

What Products are extremely useful?

What Product have you only used once?



Task 1 of 2


Design Style and Movements


When a group of artists and designers share the same approach to style during a particular period of time it is known as an art or design movement. You will be studying a number of periods of Art & Design history.

What cultures or ideas might influence design and fashion in the future?

Research the Art Deco Movement

Prepare a 3 slide presentation or mood board that captures the essence of this Art & Design Movement. Bring this to your first lesson.






Look at these Products inspired by Origami



Task 2 of 2

Either - Design and Model a working Passive Speaker, using Origami principles for your Mobile Phone.



Materials - Corrugated, duplex board (cereal packet) and coloured papers. Tapes, glue stick and PVA.

Where to begin? PLAN!
Investigate, Design,
Model, Test, Repeat!
Bring this to your first lesson.



Or - Design and Model, using Origami principles a necklace or hair decoration.

Materials - Corrugated, duplex board(cereal packet) and coloured papers.
Tapes, glue stick and PVA.

Where to begin? PLAN!
Investigate, Design,
Model, Test, Repeat!
Bring this to your first lesson.

